

# Registration Guide 2024-2025

The information in this Registration Guide is accurate at the time of publication and is subject to change without notice. It is the students' responsibility to ensure the accuracy of their program and course choices. This Guide should be used along with the official version of the Keyano College Credit Calendar ([keyano.ca/creditcalendar](https://keyano.ca/creditcalendar)).

**Register for courses online** at <https://selfservice.keyano.ca/SelfService/Home.aspx>

**If you need assistance**, send a screenshot of your Self Service issue to [student.advisors@keyano.ca](mailto:student.advisors@keyano.ca)

**Self Service instructions**, including a Frequently-Asked Questions & Troubleshooting document, can be found here: [Course Registration - Keyano College](#)

**If you choose not to follow the course sequence in your Program of Study, you might not complete the required courses in time to graduate.** Please see the program of study table with prerequisites listed for each course, to determine your progress toward graduation. Prerequisites are established to ensure students have the academic foundation to be successful in their courses.

**The following SECTION codes are reserved for specific programs. If you register for these sections when you are not in the program, additional charges may be added to your account.**

**Business Administration:**

- **BAV & BVHF** are reserved for **Business Aviation Diploma**
- **ES & ESHF** are reserved for **eSport Management Diploma**
- **HR & HRHF** are reserved for **Human Resource Management Diploma**

**Childhood Studies:**

- **ABLD & EBLD** are reserved for **Applied ELCC Diploma**

**University Studies:**

- **GOV** is reserved for **Governance & Civil Studies Diploma**
- **NURS** is restricted to **Bachelor of Science in Nursing Degree**
- **PN** is restricted to **Practical Nurse Diploma**
- **SOWK** is restricted to **Social Work Diploma**

**These sections will be removed from the schedules of students not in the programs for which they are reserved.**

## Multi-Part Courses

If your course includes a laboratory, tutorial, clinical, or practicum, please register for ALL required parts, and choose matching section codes.

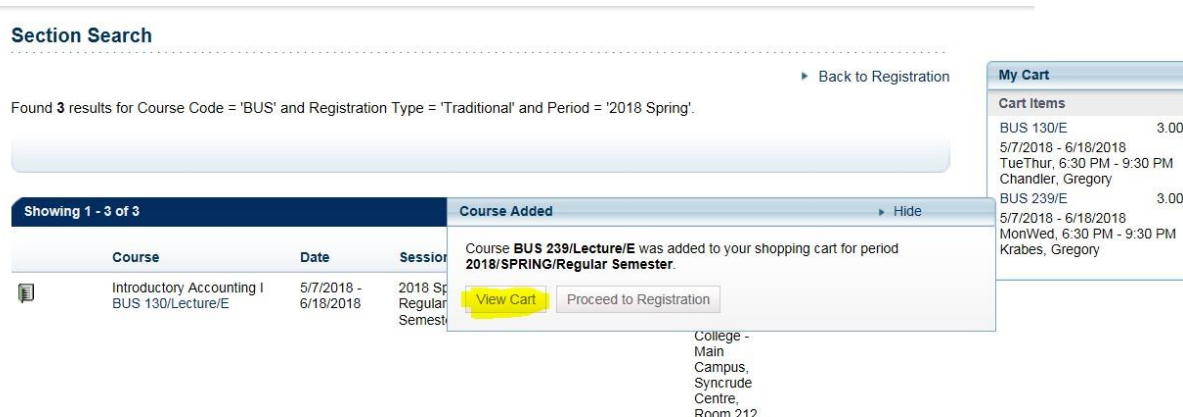
For example:

- BUS111 lecture A **and** laboratory A
- CHEM101 lecture B **and** laboratory BL **and** tutorial BL1

**Please Note:** All schedules are tentative and subject to change until the [last day to add/drop classes](#) each term.

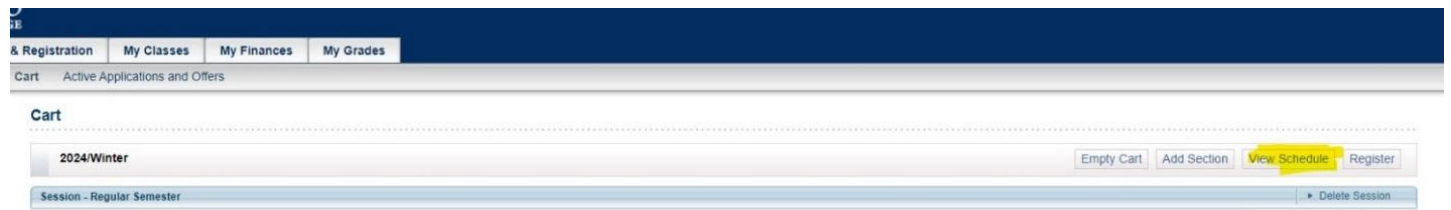
It is the student's responsibility to check for time conflicts in the registration process.

1. **Check for time conflicts.** In Self Service, after you have more than one course in your cart, select **View Cart**




The screenshot shows the 'Section Search' results for 'BUS' courses. A table lists 'Introductory Accounting I' and 'BUS 130/Lecture/E'. A 'My Cart' sidebar on the right shows two items: 'BUS 130/E' and 'BUS 239/E'. A 'Course Added' notification states: 'Course BUS 239/Lecture/E was added to your shopping cart for period 2018/SPRING/Regular Semester.' Below the notification are 'View Cart' and 'Proceed to Registration' buttons.

2. Within the Cart, click on **View Schedule** to check for time conflicts.



- A time conflict will be visible because two courses are squeezed together in the same box on the grid:



- If there is a time conflict, you will have to choose which course has priority, and drop the other. If there is no course conflict, continue.
- Back in the Search Sections view, see if there is another section of your course that will not have a time conflict.
- Continue to add courses, checking for time conflicts after each addition.

Please see next page for Program of Study guide.

## Program of Study: Computer Systems Technology Certificate

This certificate program consists of two 4-month terms. To graduate at the end of two 4-month terms, students must successfully complete all courses listed for each term (also known as Full Load).

**Graduation:** Students with a passing grade in each course, who successfully complete the program of study and obtain an overall Grade Point Average of 1.7 or better shall be issued a diploma. **Grades of D may impact your eligibility to graduate.**

**Transferability:** For information on transfer to various post-secondary institutions, please refer to the Alberta Transfer Guide at [transferalberta.alberta.ca](https://transferalberta.alberta.ca). Please note that every institution has its own policy regarding minimum grades needed for transfer credit.

Based on the number of credits required in an academic year, the number of credits required to reach Full Time (FT) status can vary.

- The six-week Spring term is an opportunity to take courses on offer that you may have missed.
- Students can only be Part Time in Spring.

**You may reduce your course load and do fewer courses per term, but it will take you longer than four terms to graduate and you will incur additional costs.**

# Registration Guide 2024-2025

## Program of Study: Computer Systems Certificate

							When should I take each course?		Term Program Started	
Max credits	FT*	Course Code	Course Name	Prerequisites course(s) must be completed first	Min. Pass	Credits	Fall 2023	Fall 2024	Fall 2025	
<b>Term 1</b>										
15	9	COMSC 101	Introduction to Computing		D	3	F23	F24	F25	
		COMSC 174	Intro to Foundation of Computation I		D	3	F23	F24	F25	
		COMSC 178	Intro to PC Hardware & Systems Configuration		D	3	F23	F24	F25	
		STAT 151	Intro to Applied Statistics I	Math 30-1	D	3	F23	F24	F25	
		ENGL 1XX	Any 100-level English (recommended: ENGL104)	Engl 30-1	D	3	F23	F24	F25	
<b>Term 2</b>										
15	9	COMSC 172	Formal Systems & Logic in Computing Science	100-level COMSC course	D	3	W24	W25	W26	
		COMSC 175	Intro to Foundation of Computation II	COMSC 174	D	3	W24	W25	W26	
		COMSC 176	Data Communications & Networking		D	3	W24	W25	W26	
		MATH 1120	Basic Linear Algebra I	Math 30-1	D	3	W24	W25	W26	
		ELECTIVE	Approved University Studies Course	Depends on which course you choose	D	3	W24	W25	W26	

\* FT is abbreviated for Full Time