


DIFFERENTIAL APTITUDE TEST



HOW DO I PREPARE?

The differential Aptitude Tests have been carefully constructed to help you learn about your abilities. It consists of seven different tests. You may be tested on all or various sections of the test depending on the program you are applying for.

Test Name	Number of Questions	Time to Complete
Verbal Reasoning	50	30
Numerical Ability	40	30
Abstract Reasoning	45	20
Mechanical Reasoning	70	30
Space Relations	60	25
Spelling	90	10
Language Usage	50	20

You cannot use a calculator or a dictionary. All necessary supplies will be supplied to write the test. Please remember to bring a piece of picture identification with you at the time of writing.

The results of your DAT exam will be mailed to you in a Self-Addressed envelope provided to us at the time of writing. Please contact [Testing Services](#) if you have any questions or concerns about the DAT exam

Note: Students with disabilities must arrange for exam accommodations a month in advance with an LAP counselor to ensure accommodations can be put in place. (Documentation supporting the disability is required) For more information please contact Accessibility Services at accessibility.services@keyano.ca or 780-791-8934

In the pages that follow are examples of the style of questions you can expect on the Differential Aptitude Test. These samples have been taken directly from the exam. A scantron sheet will be provided to you at the exam to record your answers.

Best of Luck!

LANGUAGE USAGE

This test consists of fifty sentences, each divided into four parts, lettered A, B, C, and D. You are to consider each sentence as an example of formal, written English. In many of the sentences, one part has an error in punctuation, grammar, or capitalization. Decide which part, if any, is wrong.

Some sentences have no error in any part. If there is no error in a sentence, fill in the circle for the letter N. Here are some examples:

Example X. I just / left / my friends / house.
 A B C D

Example Y. Ain't we / going to / the office / next week?
 A B C D

Example Z. I went / to a ball / game with / Jane.
 A B C D

In Example X, **friends** should have an apostrophe; it must be **friend's** to be correct.

In Example Y, **ain't** is wrong,

In Example Z there is no error

There is no more than one wrong part in any sentence. When you find a part with an error, blacken the circle with its letter on the Answer Sheet. Some of the sentences are entirely correct. If no part has an error, blacken the circle for N.

You will have 20 minutes for this test. Work as rapidly and as accurately as you can. If you are not sure of an answer, mark the choice that is your best guess.

SPELLING

This test is composed of a series of words. Some of them are correctly spelled; some are incorrectly spelled. You are to indicate whether each word is spelled right or wrong by blackening the proper circle on the Answer Sheet. If the spelling of the word is **right**, fill in the circle that has the R, for RIGHT. If it is spelled **wrong**, blacken the circle that has the W, for WRONG. Here are some examples:

Examples

W. man

X. gurl

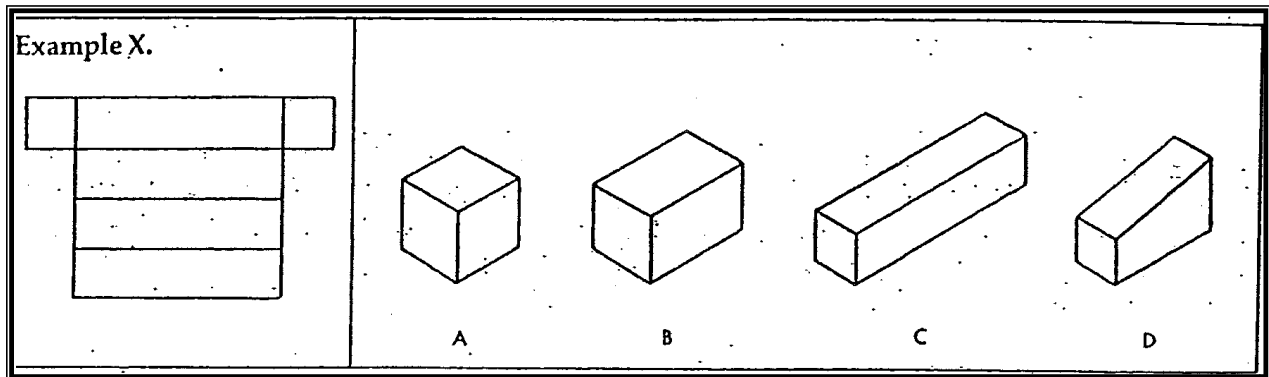
Y. catt

Z. dog

You will have 10 minutes for this test. Work as rapidly and as accurately as you can, If you are not sure of an answer, mark the choice that is your best guess.

SPACE RELATIONS

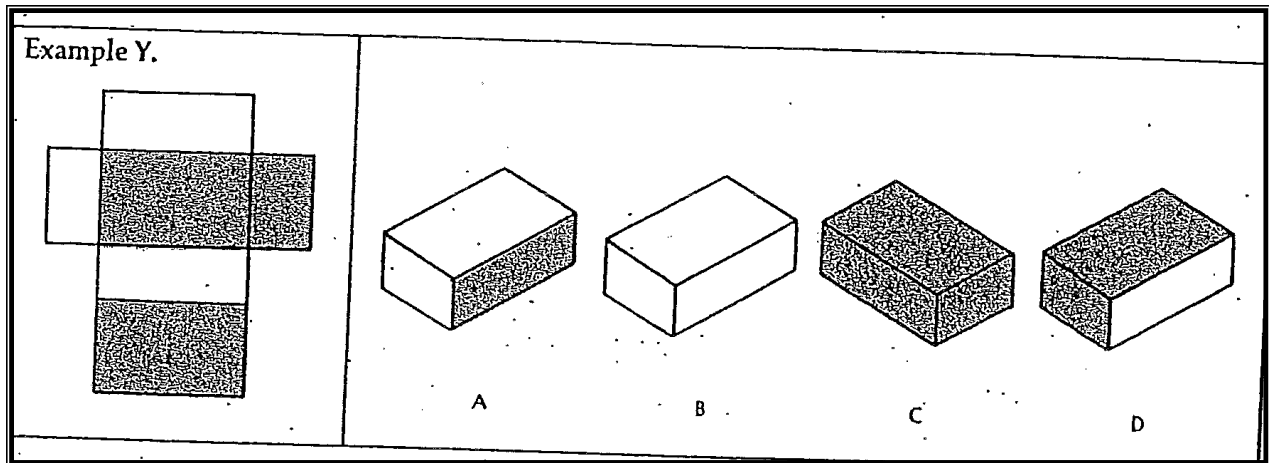
This test consists of 60 patterns which can be folded into figures. To the right of each pattern there are four figures. You are to decide which **one** of these figures can be made from the pattern shown. The pattern always shows the **outside** of the figure. Here is an example:



In example X, which one of the four figures—A, B, C, D—can be made from the pattern at the left? A and B certainly cannot be made; they are not the right shape. C is correct both in shape and size. You cannot make D from this pattern.

Remember: In this test there will always be a row of four figures following each pattern. In every row there is only one correct figure

Now look at Example Y on the next page.



In Example Y all the figures next to the pattern are correct in **shape**, but only one of them can be made from this pattern. Note that when the pattern is folded, the figure it makes will have three grey surfaces. Two of these will be the largest surfaces, either of which could be the top or the bottom of a box. The other will be one of the smallest surfaces, which would be one end of the box.

Now look at the four figures:

Figure A is wrong. The long, narrow side is not grey in the pattern and the largest surface must be grey

Figure B is wrong. The largest surface must be grey, although the grey end could be at the back

Figure C is wrong. The grey top and end are all right, but there is no long grey side in the pattern.

Figure D is correct. A large grey surface is shown as the top, and the end surface shown is also grey.

So, you see, all four figures are correct in shape, but only one—D—show the grey surfaces correctly.

Remember:

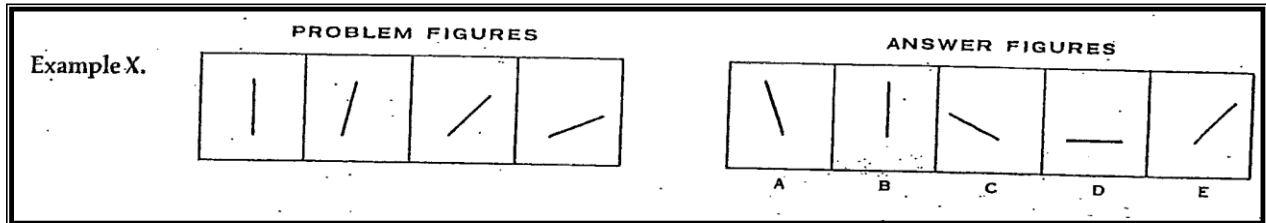
- The surface you see in the pattern must always be the outside surface of the completed figure.
- Study the pattern carefully and decide which figure can be made from it.
- Only one of the four figures following the pattern is correct.
- Show your choice on the Answer Sheet by blackening the circle for the letter that is the same as that of the figures you have chosen.

You will have 25 minutes for this test. Work as rapidly and as accurately as you can. If you are not sure of an answer, mark the choice that is your best guess.

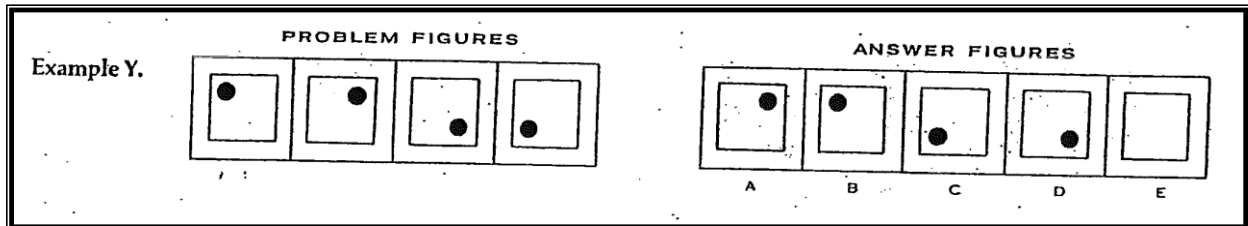
ABSTRACT REASONING

In this test you will see rows of designs of figures like those below. Each row across the page is one problem. You are to mark your answers on the Answer Sheet.

Each row consists of four figures called Problem Figures and five called Answer Figures. The four Problem Figures make a series. You are to find out which one of the Answer Figures would be the next (or the fifth one) in the series of Problem Figures. Here are two examples:



In Example X, note that the lines in the Problem Figures are falling down. In the first square the line stands straight up, and as you go from square to square the line falls more and more to the right. In the fifth square the line would be lying flat, so the correct answer—chosen from among the Answer Figures—is D.



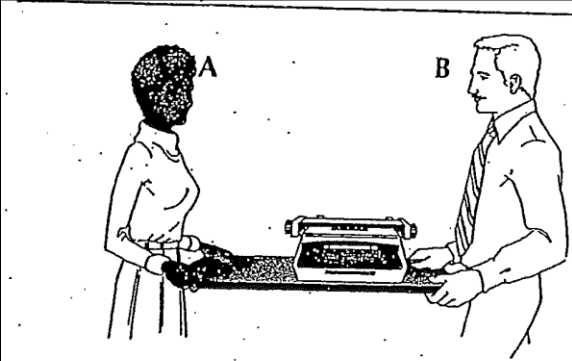
In Example Y, study the position of the black dot in the Problem Figures. Note that it keeps moving around the square clockwise: upper left corner, upper right corner, lower right corner, lower left corner. In what position will it be seen in next? It will come back to the upper left corner. Therefore, B is the correct answer.

Remember—You are to select, from among the Answer Figures, the one figure that belongs next in the series.

You will have 20 minutes for this test. Work as rapidly and as accurately as you can. If you are not sure of an answer, mark the choice that is your best guess.

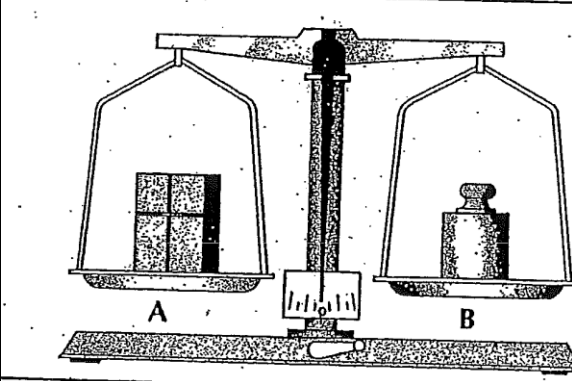
MECHANICAL REASONING

This test consists of a number of pictures and questions about those pictures. Look at the two examples below, to see just what to do.



Example X.

Which person has the heavier load?
(If equal, mark C.)



Example Y.

Which weighs more?
(If equal, mark C.)

Example X shows a picture of two people carrying a typewriter on a board and asks, **Which person has the heavier load? (If equal, mark C.)** Person B has the heavier load because the weight is closer to him than to person A.

Example Y asks, **Which weighs more? (If equal, mark C.)** As the scale is perfectly balanced, **A** and **B** must weigh the same, so the correct answer is C.

Do not forget that there is a third choice for every question.

You will have 30 minutes for this test. Work as rapidly and as accurately as you can. If you are not sure of an answer, mark the choice that is your best guess.

NUMERICAL ABILITY

This test consists of forty numerical problems. Next to each problem there are five answers. You are to pick out the correct answer and mark its letter on the Answer Sheet. If you do not find a correct answer among the first four choices. Choice N for every problem is **none of these**, which means that a correct answer is not among the first four choices. Only one answer should be marked for each problem. Do your figuring on the scratch paper you have been given, and reduce fractions to lowest terms. Here are some examples.

Example X. Add
 13 A. 14
 30 B. 16
 12 C. 25
 D. 59
 N. none of these

In Example X, 25 is the correct answer, so C would be the letter you would bubble in on the Answer Sheet.

Example Y. Subtract
 A. 8
 30 B. 15
 20 C. 16
 D. 26
 N. none of these

In Example Y, the correct answer has not been given, so the circle with the letter for **none of these**—N—would be the correct Answer.

Remember—Each answer must be reduced to its simplest terms. For example, if two choices are $1\frac{1}{2}$ and $1\frac{2}{4}$, only the $1\frac{1}{2}$ is correct.

DO ALL YOUR FIGURING ON THE SEPARATE SHEET OF SCRATCH PAPER.

You will have 30 minutes for this test. Work as rapidly and as accurately as you can. Do not spend a long time on any one problem. If you are not sure of an answer, mark the choice that is your best guess.

VERBAL REASONING

Each of the fifty sentences in this test has the first word and the last word left out. You are to pick out words that will fill the blanks so that the sentences will be true and sensible.

For each sentence you are to choose from among five pairs of words to fill in the blanks. The first word of the pair you choose goes in the blank space at the beginning of the sentence; the second word of the pair goes in the blank space at the end of the sentence.

Example X.is to water as eat is to

- A. continue – drive
- B. foot – enemy
- C. drink – food
- D. girl – industry
- E. drink – enemy

Drink is to water as eat is **food**. **Drink** is the first word of pair C and **food** is the second word of pair C

Now look at the next example.

Example Y.is to night as breakfast is to.....

- A. supper – corner
- B. gentle – morning
- C. door – corner
- D. flow – enjoy
- E. supper – morning

Supper is to night as breakfast is to **morning**. Pair E has both **supper** and **morning**; **supper** fits in the blank at the beginning of the sentence and **morning** fits in the blank at the end.

Now do the next example yourself. Blacken the correct space on line Z of your Answer Sheet.

Example Z.is to one as second is to.....

- A. two – middle
- B. first – fire
- C. queen – hill
- D. first – two
- E. rain – fire

First is to on as second is to **two**. **First** fits in the blank at the beginning of the sentence, and **two** belongs in the blank at the end. **First** and **two** make up pair D.

Fill in only one answer space for each sentence.

This text book is recommended for your use to help you prepare to write the DAT test.

BF 432.5. D569 2001

Differential Aptitude Tests: New Rudman's questions and answers on the...

DATs intensive preparation for the examination

Rudman, Jack

ISBN: 0837358124

LC Call Number: BF 432.50.D569 2001

Title: Differential Aptitude Tests: New Rudman's questions and answers on the ...DATs intensive preparation for the examination

Publication Info: Syosset, New York: National Learning, 2001

Physical Description various pages.: illustration

Series Title: (Admission test series: 112)

Title subject: DAT

Title subject: DATs

Subject term: Differential Aptitude Tests

Added Author: Rudman, Jack

You can purchase this book at the Keyano Book Store