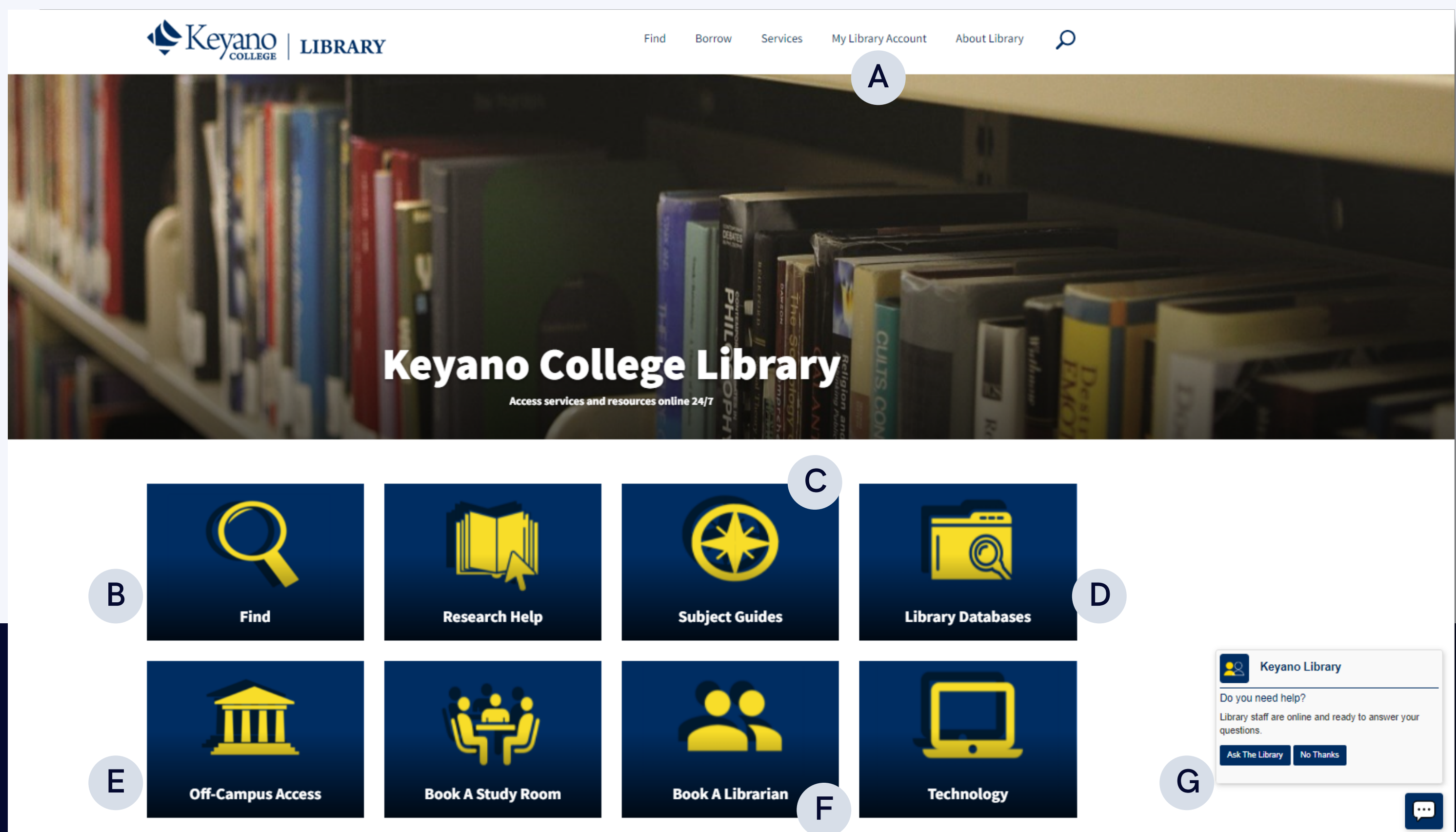
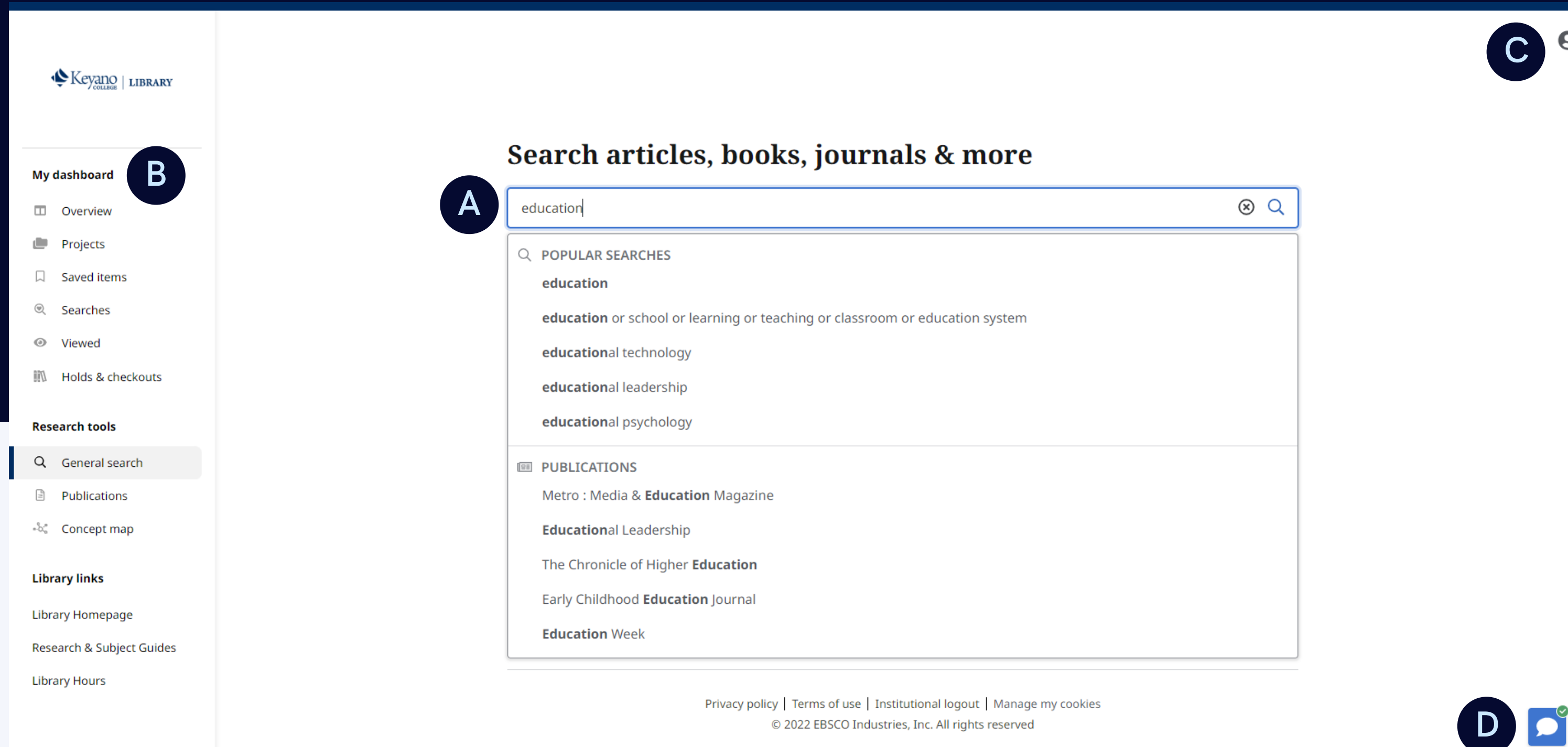


Navigating the Library Website



- A** My Library Account: Access your Keyano Library Account to review your borrowed or requested items from Keyano or libraries across NEOS.
- B** Find: Starting point for searching for sources using OneSearch, the Library's Online Catalogue, or a format specific search interface (e.g., eJournals collection).
- C** Subject Guides: Curated online guides that highlight resources and how to conduct research related to specific subjects, courses, and other topics.
- D** Library Databases: Conduct research in 129 databases that are subject specific or multidisciplinary in coverage .
- E** Off-Campus Access: Instructions for how to log in to access library resources when not on campus.
- F** Book a Librarian: Book a session with a librarian for individualized help with research, referencing, copyright, and technology.
- G** Ask the Library Chat: Chat with the Library for immediate support.

OneSearch User Quick Guide (New *EBSCO Discovery Service* Platform)



General Search Screen

- A** **Search Box:** Search topics, keywords and more, or use the popular search and publication suggestions to help complete your searches faster.
- B** **Dashboard:** See searches and projects you created, items you liked and folders you can keep them in.
- C** **Account Profile:** Create a personal account to enable saving your favorite articles to the dashboard. Also, set your user preferences.
- D** **Library Chat:** Reach out to the Keyano Library team for assistance.

Search Result List Screen

The screenshot shows the Keyano Library search results page for the term "education". The search bar at the top contains the word "education". Below the search bar, there are several filter buttons: "All filters (1)", "Full Text", "Scholarly Journals", "All time", and "Source type". To the right of these buttons is an "Advanced search" button labeled "F". A circular callout "E" points to the filter buttons. Below the search bar, the results are displayed in a grid format. The first result is a "PUBLICATION" titled "Education", which is a peer-reviewed journal. It includes subject information, ISSN, and a search box for this publication. A circular callout "G" points to the "General search" button in the left sidebar. The second result is a "RESEARCH STARTER" titled "Education", which provides a definition of education and links to related topics. A circular callout "H" points to the "Publications" button in the left sidebar. Below the research starter, there is a list of articles. The first article is titled "Power, recovery and doing something worthwhile: A thematic analysis of expert patient perspectives in psychiatry education." It includes a background paragraph, subject information, and publication details. A circular callout "I" points to the "Concept map" button in the left sidebar. The left sidebar contains a "My dashboard" section with links to Overview, Projects, Saved items, Searches, Viewed, and Holds & checkouts. Below that is a "Research tools" section with links to General search (G), Publications (H), and Concept map (I). At the bottom of the sidebar is a "Library links" section with links to Library Homepage, Research & Subject Guides, and Library Hours.

- E Quick Filters:** Quickly fine-tune your results from just below the search box. Select from commonly used filters or choose "All filters" (see next page) for even more options.
- F Advanced Search:** Click to enter structured searches with multiple terms, Boolean operators and field codes.
- G General Search:** Clicking here returns you to this initial start screen.
- H Publications:** Browse by alphabet, database, and hierarchical subject, or use the search box to quickly locate publications.
- I Concept Map:** Click to see a visual representation of subjects and concepts related to your search so you can discover relationships that may not be readily visible in the results list. Depending on your preferences, you can choose between radial and grid formats, with the grid format offering improved accessibility.

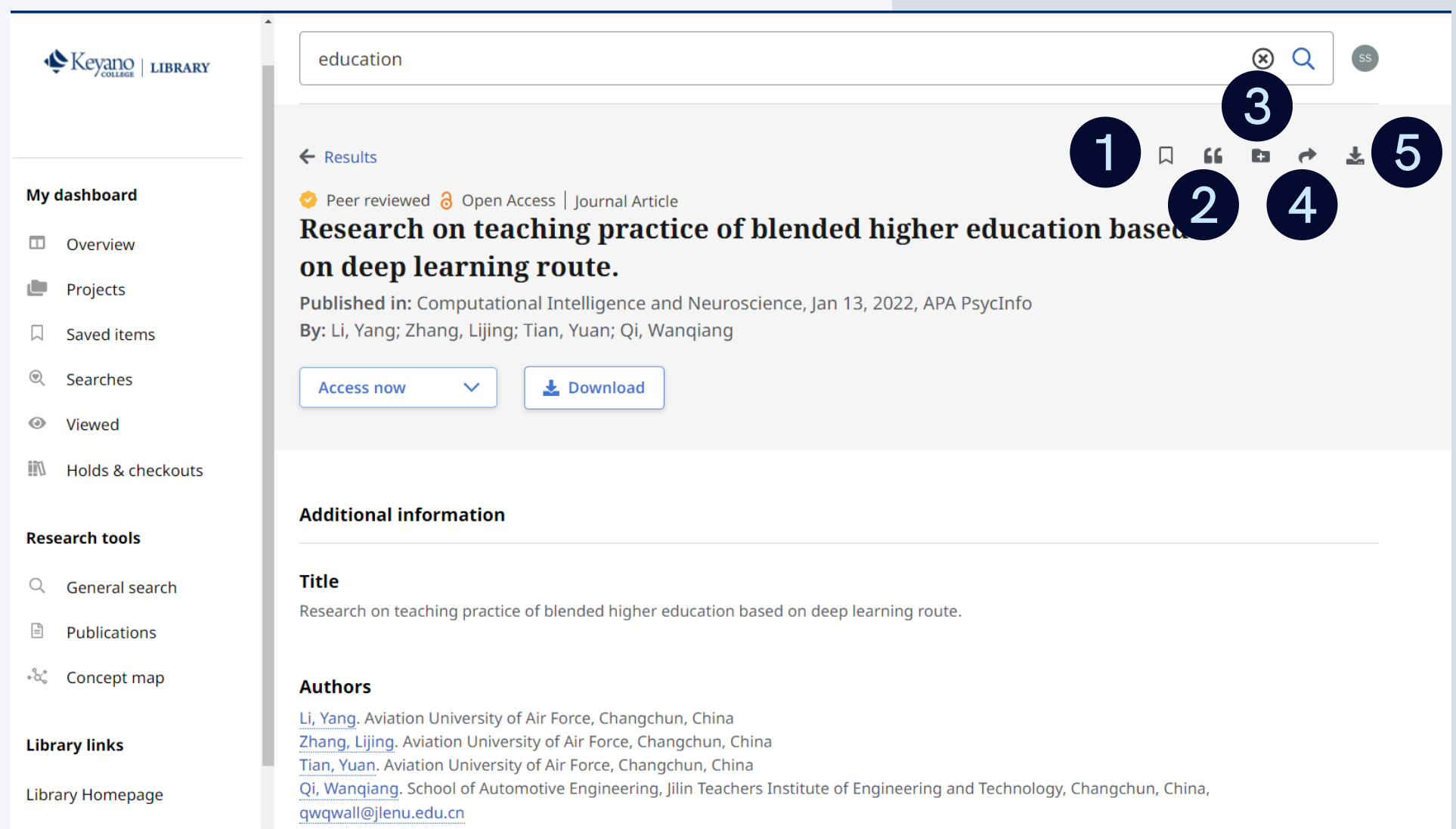
Search Result List Screen (Continued)

The screenshot displays the Keyano Library search interface. At the top, a search bar contains the term 'education'. Below the search bar, there are filter options: 'All filters (1)', 'Full Text', and 'Scholarly Journals'. The results are sorted by 'Relevance'. The first result is a 'PUBLICATION' card for 'Education', which includes a 'Search this publication' box and an 'About this publication' link. The second result is a 'RESEARCH STARTER' card for 'Education', which provides a brief summary and a 'Read more' link. Below these cards is an article snippet titled 'Power, recovery and doing something worthwhile: A thematic analysis of expert patient perspectives in psychiatry education.' with an 'Access now' button and a 'View details' button. A sidebar on the left contains navigation links for 'My dashboard', 'Research tools', and 'Library links'.

- J All Filters:** Filter search results by source type, subject, publication, publisher, language, geography and more.
- K Relevance:** Sort results by relevance or date.
- L Publication Placard:** If there is an exact match for a publication, whether it's a book, magazine or journal, it will be shown in a placard at the top of the results list. Depending on the publication, there may be a "search this publication" box available.
- M Research Starter Placard:** Trying the links to citable, authoritative summary articles can help start your research journey.
- N Bookmark:** Click to add to your saved items (also available on the detailed record page).
- O Tools Menu:** Open to access the ability to cite, add to a project, share, and open or download full text (also available on the detailed record page).
- P Access Now:** Click to retrieve the item or select a version of the item if a pulldown menu is activated.
- Q View Details:** Click to see the detailed record, as well as to access tools for liking, copying citations, sharing, adding to the dashboard, and downloading full text or a CSV file with citation information.

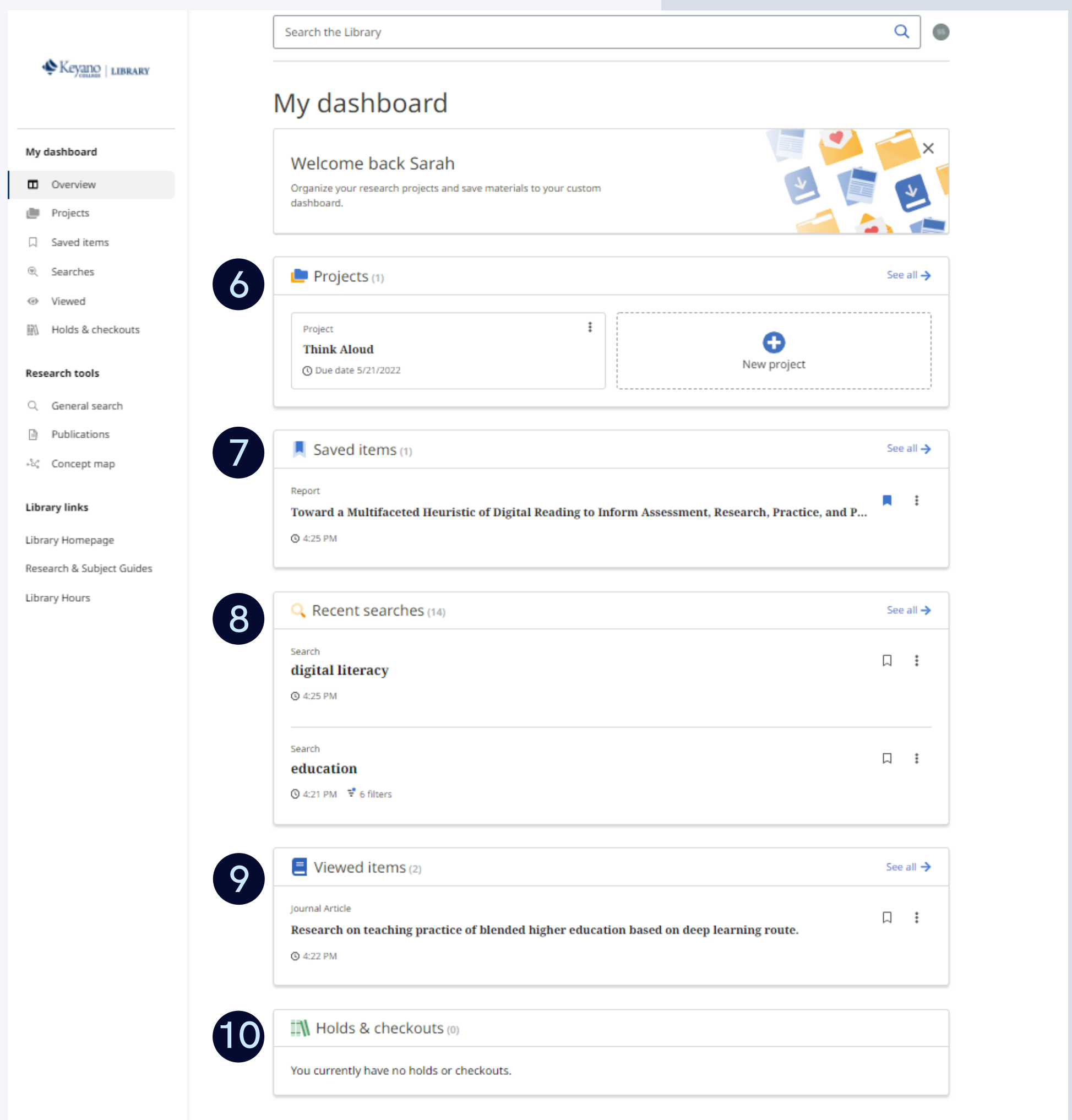
Detailed Record Screen:

- 1 **Save:** Click to add to your saved items.
- 2 **Cite:** Click to copy a citation of the article in a variety of formats.
- 3 **Add to Project:** Click to add the article to a project in your dashboard.
- 4 **Share:** Click to share the article.
- 5 **Download:** Click to download the full text or a CSV file containing the article's citation information.



Dashboard Screen:

- 6 **Projects:** Click to view all of the projects you have created or create a new one.
- 7 **Saved Items:** Click to view all of your bookmarked articles, eBooks, etc.
- 8 **Research Searches:** Click to view the searches you previously ran. Click a search term to re-run the search.
- 9 **Viewed Items:** Click to see a list of articles and eBooks you previously viewed. Click the title to return to the item's details.
- 10 **Holds & Checkouts:** Click to view a list of eBooks you have checked out or have placed on hold. Click on a title to view the detailed record for an eBook and download or read it online.



Questions? Email askthelibrary@keyano.ca